



SCREEN MUSIC AWARDS 2018





APRA AMCOS



AGSC

SUBMITTING A WORK TO THE ONLINE PORTAL



Contents

CREATING AN ACCOUNT	3
SUBMITTING YOUR WORK	5
DUPLICATING DETAILS	9
SUBMITTING YOUR APPLICATION.....	12
IMPORTANT NOTES ABOUT APPLICATIONS	14



CREATING AN ACCOUNT


When you first come to the portal you will need to create an account. Click the Sign Up button in the top right, and fill in your details.


My Account Works **Sign Up** Login


Sign Up

Name

Surname

 Email



 Password

 Confirm Password

The password must be at least 8 characters.

I agree to the [terms and conditions](#).


Create an account



You will need to fill in the details marked with a red asterisks *. These are required for you to submit a valid application. Click Save Details to save your profile.

My Account Works Logout

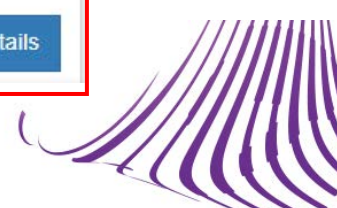

Your Account

Name*	Jane	Address 1*	16 Mountain St
Surname*	Smith	Address 2	
Email*	awards@apra.com.au	City*	Ultimo
Password <small>If changing</small>		Post Code*	2007
Confirm Password		Country*	AUSTRALIA
Profile Image*	 4.jpg Edit	State*	NSW
Gender*	<input type="radio"/> Male <input checked="" type="radio"/> Female <input type="radio"/> N/A	Phone*	0299357985 Eg: +61 2 1111 1111
Are you an APRA Member?*	Yes	Biography*	Test <small>The bio must be no more than 300 words. 299 words remaining.</small>
Are the works you are entering registered with APRA??*	Yes		

Required field *

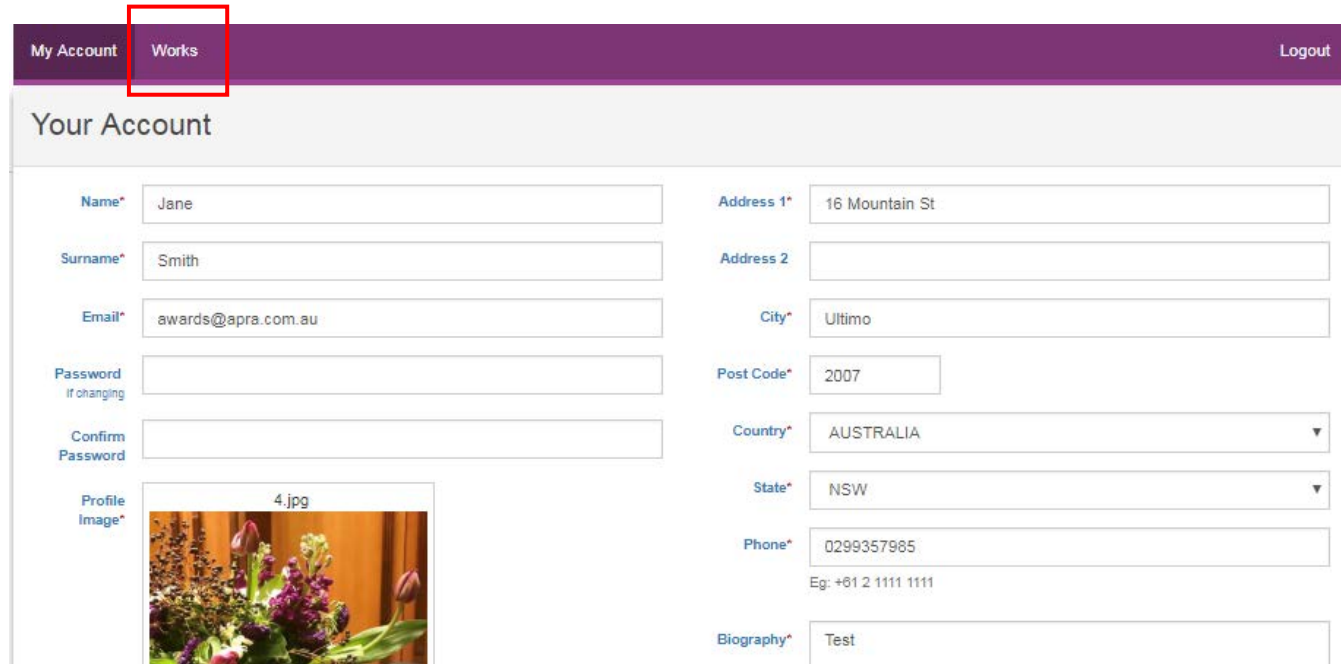
Save Details

Note: The lead composer **must** be an APRA registered member in order to submit for the Screen Music Awards.




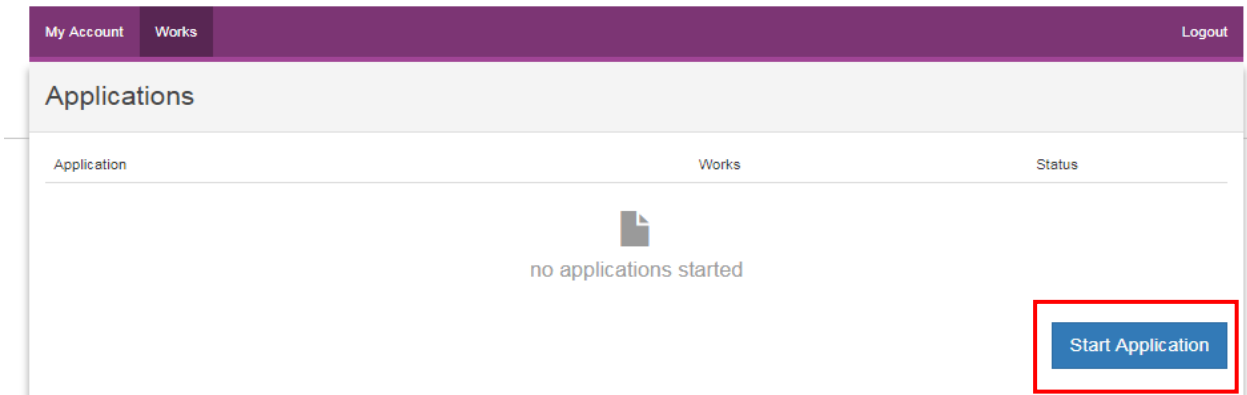
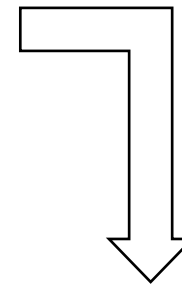
SUBMITTING YOUR WORK

1. Click the 'Works' tab at the top, and then 'Start Application'.



The screenshot shows the 'Your Account' page with a purple header. The 'Works' tab is highlighted with a red box. The page contains several form fields for user information:

Name*	Jane	Address 1*	16 Mountain St
Surname*	Smith	Address 2	
Email*	awards@apra.com.au	City*	Ultimo
Password <small>If changing</small>		Post Code*	2007
Confirm Password		Country*	AUSTRALIA
Profile Image*	 4.jpg	State*	NSW
		Phone*	0299357985 <small>Eg: +61 2 1111 1111</small>
		Biography*	Test




The screenshot shows the 'Applications' page with a purple header. The 'Works' tab is selected. The page displays a table with the following columns: Application, Works, and Status. The table is currently empty, and the text 'no applications started' is displayed in the center. A blue 'Start Application' button is highlighted with a red box in the bottom right corner.

Application	Works	Status
no applications started		

2. Upload the audio file. Please take note of the **file type** required for your category

Your Work



*drag and drop or click to select mp4 or mov.
mp3 or m4a for Best Soundtrack Album.*

(Please note: To assist in upload times, only standard definition files are required, using H.264 as the default output and a maximum height of 720. Maximum size of 4GB per file.)

Works required*

Work details are required*

Duplicate details Remove Application Preview Application


File Types Required for Submission:

- Best Soundtrack Album: mp3 or m4a
- All other categories: mp4 or mov., AND audio file of the main score in mp3 or m4a

- Once the work has been uploaded, click the red 'Details*' button.

My Account Works Logout


Your Work



*drag and drop or click to select mp4 or mov.
mp3 or m4a for Best Soundtrack Album.*

(Please note: To assist in upload times, only standard definition files are required, using H.264 as the default output and a maximum height of 720. Maximum size of 4GB per file.)

Works required*




Test Submission.mp3

✎ Details*🗑 Delete

Work details are required*

Duplicate detailsRemove ApplicationPreview Application



Fill in all the details regarding to your work. If you are submitting multiple works, please enter the details according to **this particular work**

Please ensure you submit the first date your work was broadcast publicly.

I.e. if your work was released internationally first then later locally, you must note the international date as its initial release.

Test Submission 2.mp3

▶ 0:00

Work / Series / Film Title *

Date of first broadcast *

01/01/2018

Format: DD/MM/YYYY.

Please refer to the [terms and conditions](#) regarding eligibility dates.

Venue of first broadcast *

Test Venue

Additional Composers

Composer 2, Composer 3.

Category *

Best Soundtrack Album

Please start a new application for each sound track album. Submit each song as a separate work, but keep to a maximum of 3 applications. Attach an album cover to indicate the tracklisting for each soundtrack.

Album Cover

3.jpg
Edit

Additional materials required

A sample of your work from the score/theme is required for possible adaptation/orchestration by this year's Musical Director for the orchestral ensemble on the night. Please supply the following.

Audio file of Main score (mp3, m4a) *

Test Submission.mp3
Edit

Lead sheet of main score (PDF)

Choose File No file chosen

Digital score (eg. MIDI file), Max. 1MB

Choose File No file chosen

Close Save changes

Once you have completed this page, click save changes, and a green tick will signal your entry has been saved - NOT SUBMITTED

Close

Save changes

Close

Save changes



DUPLICATING DETAILS



Note: This feature only applies to applications for 'Best Soundtrack Album'.

For submissions in this category, each track on the album needs to be uploaded. Please limit each application to **one** Soundtrack album. If you are submitting more than one album, please start a new application for each.

The duplicate function can be used to avoid re-entering the same data across multiple files:


1. Upload the **first** track off the Soundtrack album, and fill out the details as previously explained.
2. Upload the **next** track from the **same** album

The screenshot shows a section titled "Works required*" containing two submission cards. The left card, titled "Test Submission 2.mp3", features a green checkmark icon and a red "Details*" button, which is highlighted by a red box and a red arrow pointing from the annotation "Newly uploaded work - note the red details button". The right card, titled "Test", also features a green checkmark icon and a grey "Details*" button, with a red arrow pointing from the annotation "Previously uploaded work". Both cards have a "Delete" button below them.



3. Now click the 'Duplicate Details' button


Your Work



*drag and drop or click to select mp4 or mov.
mp3 or m4a for Best Soundtrack Album.*


(Please note: To assist in upload times, only standard definition files are required, using H.264 as the default output and a maximum height of 720.
Maximum size of 4GB per file.)

Works required*



Test Submission 2.mp3

✎ Details*🗑 Delete




Test

✎ Details*🗑 Delete

Work details are required*

Duplicate detailsRemove ApplicationPreview Application



Select the previously uploaded work to copy from

Select the newly uploaded work to Copy to

Duplicate work details

To reduce repeated data entry, you can copy the details of one piece of work to one or more other works.

Copy from

Copy to Test Submission 2.mp3

Note: This will copy over all information and attachments from the first uploaded work, apart from the work title. You will need to name the submission by clicking the details button, and filling in the title (shown below). Continue this process until you have uploaded all the tracks from that Soundtrack Album.

Works **required**

Test Submission 2.mp3

Test

SUBMITTING YOUR APPLICATION

Once you have entered all your details, click 'Preview Application'. This will show an overview of your details and your entries (as seen below). Please check these over, and ensure they are all correct. You can click 'Back to Application' if you want to change or edit something. If not, click 'Submit for Judging'. You will receive a confirmation email that your application has been received.


[My Account](#) [Works](#) [Logout](#)



Personal Details [Edit](#)

Name	Jane
Surname	Smith
Email	awards@apra.com.au
Phone	0299357985
Address	16 Mountain St Ultimo, NSW, 2007, AUSTRALIA
APRA Member	Yes
Gender	Female

Test Biography

Profile Image





Test 1 [Edit](#)

▶ 0:00

First Venue	Test Venue
Additional Composers	Composer 1, Composer 2
First Broadcast	01/01/2018
Category	Best Soundtrack Album
Album Cover	APRA_SCREEN_MUSIC_2018_CMYK.jpg
Main score	Test Submission.mp3

[Submit For Judging](#) [Back to application](#)

Confirmation Page




[My Account](#) [Works](#) [Logout](#)

Confirmation

Thank you Jane for submitting your application.

You can update the details of your account, but you will need to create a new application if you wish to submit additional works.



IMPORTANT NOTES ABOUT APPLICATIONS

- In categories such as **TV Series, Mini Series, Documentary** that may have multiple 'episodes' or compositions – you may only submit **one** entry per category.
For example: if you composed music for three episodes in the TV show Home & Away, you may only submit **one** entry/'episode' that is reflective of your work on this TV Series – ideally your best piece of work. However, you may also submit **up to two** other pieces of work from two other TV series/serials.
- You may enter work from the same project in 2 categories, provided it is eligible. For example, work featured in an episode of a TV series in 'Best Music for a TV Series/Serial', and the theme to that TV series in 'Best TV Theme'.

